

# ZACH KOCH - Student Work Portfolio



## 20 Slides

More student work available at:

<https://www.zach-koch.com/student-work.html>

zdk26@msstate.edu

618.304.1534



**Design 1 | Geometric Designs Using Photographic Textures**

Assignment: Students create complex geometric designs where each piece of the whole is contrasted by value and visual texture.

Photo paper on illustration board, 12"x12"



### **Design 1 | Value Painting: Paper Sculptures**

Assignment: Students construct paper sculptures out of white, grey, and black construction paper. They then proceed to create an acrylic painting from this sculpture developing their abilities to render light and form using value as well as strengthening their sensibilities to hard and soft edges.


Acrylic on Illustration Board, 20"x15"





## **Design 1 | Pop-Culture Scene Reconstructions**

Assignment: Students re-create iconic scenes from popular culture using a plethora of materials. The goal for each student is to problem-solve creative solutions to produce a quality interpretation of their scene. Previous assignments developed line, shape, and form sensibilities, while this one includes space and time. Mixed Media, final photo ~10"x8"





### **Design 1 | Black and White Self-Portrait with Patterns**

Assignment: Students paint self-portraits that create a dynamic relationship between the figure and ground by incorporating a repeating pattern.

Acrylic on Illustration Board, 15"x20"





## **Design 2 | Abstract Shape Gradient Designs**

Assignment: Students create abstract paintings with balanced shape and harmonious color arrangements.

Acrylic on Illustration Board, 8" x 10"







## **Design 2 | Primary/Secondary Color Triad Collages**

Assignment: Students use magazines to create dynamic appropriated compositions that use color triads as hamonifying factors within them.

Collage on Illustration Board, 8" x 10"



IPUS  
ATE.EDU



## **Design 2 | Camouflage Site-specific Paintings**

Assignment: Students are challenged to camouflage a painting by having it blend into an inconspicuous part of the art building and matching accurate colors, textures, etc.  
Acrylic on Cardboard and Illustration Board, 8" x 8"





## **Design 2 | Paper Sculpture Still-Life Paintings**

Assignment: Students create a paper sculpture, pin it to a wall, and use it as a still-life model for a painting focusing on accurate color-mixing and color harmony.

Acrylic on Illustration Board, 15"x20"



Acrylic on Illustration Board, Studying Jenny Saville, ~15"x20" and ~20"x15"





Acrylic on Illustration Board, Studying So Youn Lee, 15"x15" and 15"x15"

## **Design 2 | Contemporary Master Studies and Spiritual Successors**

Assignment: Students choose a contemporary artist that they admire, research them, and create a faithful study of one of their paintings. After their study is completed, students are then tasked with painting an original spiritual successor in the style of their chosen artist. The pieces are then displayed as a diptych (left-side studies, right-side spiritual successors).






### **Figure Painting | Self-Portraits: Limited Palettes**

Assignment: Students paint self-portraits from mirrors in class using limited color palettes. Emphasis is placed on value structures and warm/cool lighting effects.

Oil on panel and canvas, ~18"x24"



### **Figure Painting | Figure in Environment**

Assignment: While much of the beginning of the semester is devoted to accurate drawing and rendering of the human form, it is also a goal for the student to think of the painting as a whole and seamlessly incorporate the figure into their environment in class.

Oil on panels, ~24"x24"





**Figure Painting | Zoomed-in Ambiguous Narrative**

Assignment: Students create ambiguous narratives using zoomed in cropped areas of the human form. Narratives are created through gestures, props, color, and/or compositional choices.

Oil on panel, both 24"x24"



## **Drawing 2 | Serial Imagery Using Multiple Strategies**

Assignment: Students are challenged with creating several works on paper that incorporate several different art-making strategies to familiarize themselves with new materials as well as working serially.

Works on paper, mixed media








### **Drawing 1 | Negative Space Ink Drawing**

Assignment: Students work from a backlit still life while they observe and draw negative shapes. They use a bamboo brush and india ink to fill in the shapes to make a balanced black and white composition.

Ink on Strathmore Paper ~18"x24"



### **Drawing 1: White Still-Life Value Drawing**

Assignment: Students construct a full-value charcoal drawing using sighting and measuring techniques developed from previous linear studies.

Charcoal on Rives BFK, 15"x22"





### **Drawing 1 | Ambiguous Narrative Triptychs w/ Self-Portrait**

Assignment: Studying both the Kuleshov effect in film-making and the triptych works of Vincent Desiderio, students create 3 drawings that conceptually relate to a personal narrative while maintaining elements of ambiguity.



Charcoal on Rives BFK, 30"x44" (center) 22"x30" (left|right)



**Intro to Computing | Jerry Uelsmann Inspired Surreal Imagery**

Assignment: In this final project, students work with multiple layers, masks, and filters to create believable, surreal imagery in the spirit of Jerry Uelsmann using Adobe Photoshop





## **Intro to Computing | Color Interpretations of the Past**

Assignment: Students delve into the Library of Congress archives of black and white photographs with the objective to make a plausible color interpretation of the original using Adobe Photoshop.





## **Intro to Computing | Low-Polygonal Old Master Painting Study**

Assignment: Using Adobe Illustrator, students use the pen tool to vector 3-sided polygons that deconstructs the source material by reinterpreting the form, value, and color.





## **Intro to Computing - Intro to Illustration**

Assignment: Using Adobe Illustrator, students create illustrations from pre-determined prompts. Emphasis is placed on composition, story-telling, color palette, POV, and lighting.